



Item: \_\_\_\_\_

Quantity: \_\_\_\_\_

Project: \_\_\_\_\_

## Delux Series

Models:  RHEF-60-1-XX  RHEF-60-2-XX  RHEF-60-3-XX  RHEF-60-4-XX  
 RHEF-60-5-XX



RHEF-60-2-CM

Gas Type:  Natural  LP

Elevation (if above 2000 ft.): \_\_\_\_\_

- DM - Digital solid state thermostat
- DM2 - Two channel solid state digital control with melt cycle
- CM - 8 product computer control with individual programming capabilities for temperature and compensating time

**\*\* Includes a performance check by a certified food service technician**

### Standard Features

- Fully welded frame with lifetime warranty
- 65% Energy Efficiency
- "Zero" Recovery time
- 95 lbs. per hour production capacity
- 60 lb oil capacity per stainless steel tank
- Innovative heat exchanger assembly transfers maximum heat to the oil from top to bottom
- Automatic pilot ignition with 100% safety
- 3 each High efficiency in-shot burners rated at 33,000 BTU/hr each
- Extremely low exhaust flue temperatures
- Shortening return through the wash down hose
- 8 gpm filter pump with 6' power cord
- 1 1/4" full port drain valve with an interlocking switch to shut the burners off when the drain is open
- Casters
- 25 sheets of filter envelope paper (for 2, 3, 4, 5 tank)
- 25 sheets of flat filter paper (for single tank)
- Ten year limited (prorated) warranty on S/S tank

### Options and Accessories

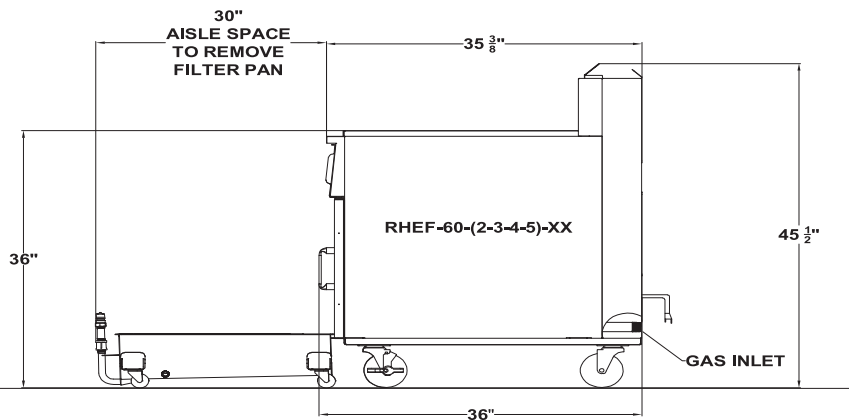
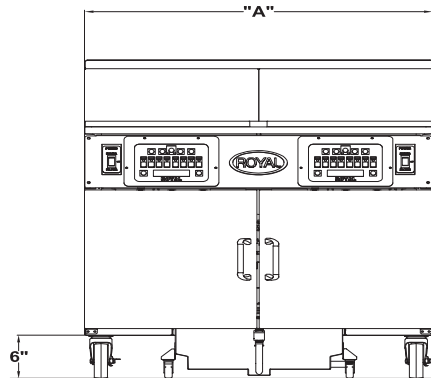
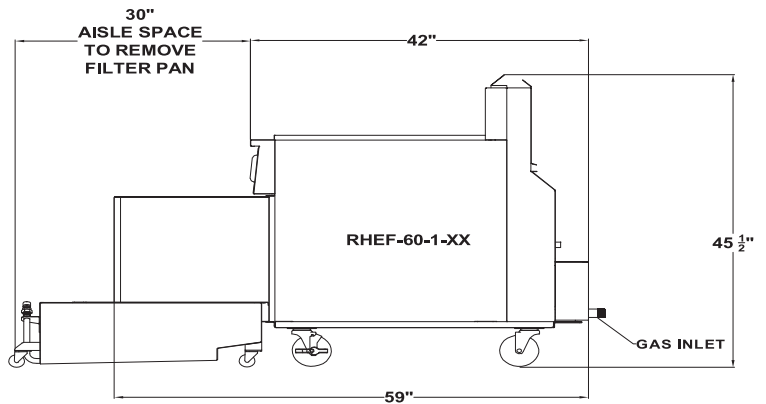
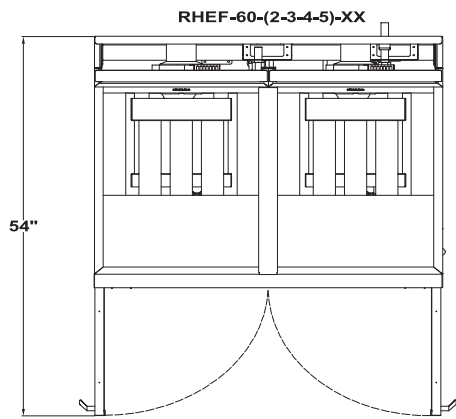
- Royal Plus Filtration- Shortening returns thru the bottom of tank
- Royal Ultra-Plus Filtration- Shortening returns thru the bottom of tank and thru the wash hose
- SDS- Rear oil disposal port
- Fine mesh crumb screen with handle
- Triple filtration for heavy breadng products
- Permafil filter screen in lieu of paper envelope (for 2, 3, 4, 5 tank units)
- Masterfil® reusable fabric filters (for 2, 3, 4, 5 tank units)
- Stainless-steel tank cover
- Stainless-steel side splash guard
- Filter tub cover
- Dump station with heat lamp
- 100 pack of flat filter paper or envelopes
- 5" swivel casters

**60 lb. High Efficiency Fryer with Built-in Filter**

**LIMITED WARRANTY, TWO YEAR PARTS AND ONE YEAR LABOR**



# 60 lb. High Efficiency Fryer with Built-in Filter



Model Number	Width "A"	Cooking Area Each Tank	Number of Burners/Tank	Total BTU Each Tank	Ship Weight
RHEF-60-1-XX	19.5"	14" x 18"	3	99,000	375 lbs.
RHEF-60-2-XX	39"	14" x 18"	3	99,000	585 lbs.
RHEF-60-3-XX	58.5"	14" x 18"	3	99,000	790 lbs.
RHEF-60-4-XX	78"	14" x 18"	3	99,000	1,000 lbs.
RHEF-60-5-XX	97.5"	14" x 18"	3	99,000	1,210 lbs.

For dump station add 19 1/2" to width

### Filter Electrical Requirements, 50/60 Hz:

Volt / Phase	Amps
115V, 1PH	7 + 1.5 per tank

### Gas Pressure:

4" W.C.	Natural Gas
11" W.C.	Propane

### Gas Connection:

3/4" 1 tank, 1" 2+ tanks NPT on the rear of fryer.  
No external pressure regulator required.

### Clearances:

	Combustible	Non-Combustible
Rear	6"	0"
Sides	6"	0"

Specify type of gas and altitude, if over 2,000 feet, when ordering

Due to continuing product development to ensure best possible performance, these specifications are subject to change without prior notification.

**Royal Range of California**  
 3245 Corridor Dr. • Eastvale, CA 91752 • (800) 769-2414 • (951) 360-1600  
 Fax: (951) 360-7500 • www.royalranges.com • sales@royalranges.com