

DELTA NG 80 R290

115 V / 60 Hz












SELF-CONTAINED ICE CUBE MACHINE

 **NATURAL REFRIGERANT**

FEATURES

- ▶ PRODUCES SOLID GOURMET CRYSTAL CLEAR ICE CUBES
- ▶ A3S: ANTI-SCALE SPRAY SYSTEM. ITV PATENTED SPRAY SYSTEM WITH FLEXIBLE NOZZLES THAT AVOID LIMESCALE DEPOSITS WITH SMALL VIBRATIONS
- ▶ STIF: STRONG INOX FRAME. SOLID MACHINE STRUCTURE IN 4 COLUMNS WITH AISI 304 STAINLESS STEEL FRAME
- ▶ STRONGEST DOOR IN THE MARKET. MADE OF STAINLESS STEEL. OPENING AND DAMPING SYSTEM PATENTED BY ITV
- ▶ FRONT VENTILATION CONCEPT: FRONTAL IN-OUT AIR SYSTEM ALLOWS 'BUILT IN' MACHINES
- ▶ CLEANING SWITCH: ALLOWS CIRCULATION OF WATER WITH DESCALING PRODUCT (CALKLIN OR SIMILAR) WITHOUT COOLING
- ▶ "NEVER STOP" MOTOR PUMP DEVELOPED BY ITV. PUMP WITHOUT SEALS, WHICH AVOIDS DETERIORATION IN HARD WATER
- ▶ EASI: EASY ACCESS FOR SERVICE & INSTALLATION. ALL PANELS CAN BE DISASSEMBLED SEPARATELY
- ▶ ON/OFF LIGHTED ROCKER SWITCH IN FRONT PANEL
- ▶ TROPICALIZED MACHINES (T CLASS) / HEIGHT ADJUSTABLE LEGS FROM 105MM TO 155MM



	 24 H	 70°F/20°C	 50°F/10°C	 90°F/32°C	 70°F/21°C	 lbs (Kg)	 in (mm)	 in (mm)	
DELTA NG 80 A		77 (35)	64 (29)	33 (15)	Width 15.95" (405)	Width 18.90" (480)	DELTA 40gr 1.57" (Ø) x 1.73" (H) 40 (Ø) x 44 mm (H) Average dimensions		
DELTA NG 80 W		- (-)	- (-)		Depth 20.28" (515)	Depth 22.84" (580)			

* WITH LEGS 33.43"/35.40" (849/899)

ACCESSORIES

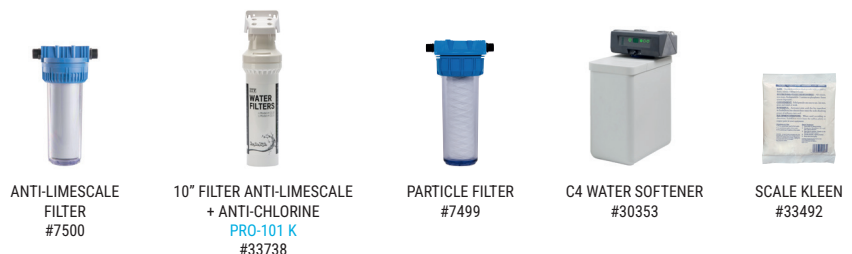
INCLUDED



6" HEIGHT ADJUSTABLE LEG KIT

SCOOP

NOT INCLUDED (OPTIONAL)



ANTI-LIMESCALE FILTER #7500

10" FILTER ANTI-LIMESCALE + ANTI-CHLORINE PRO-101 K #33738

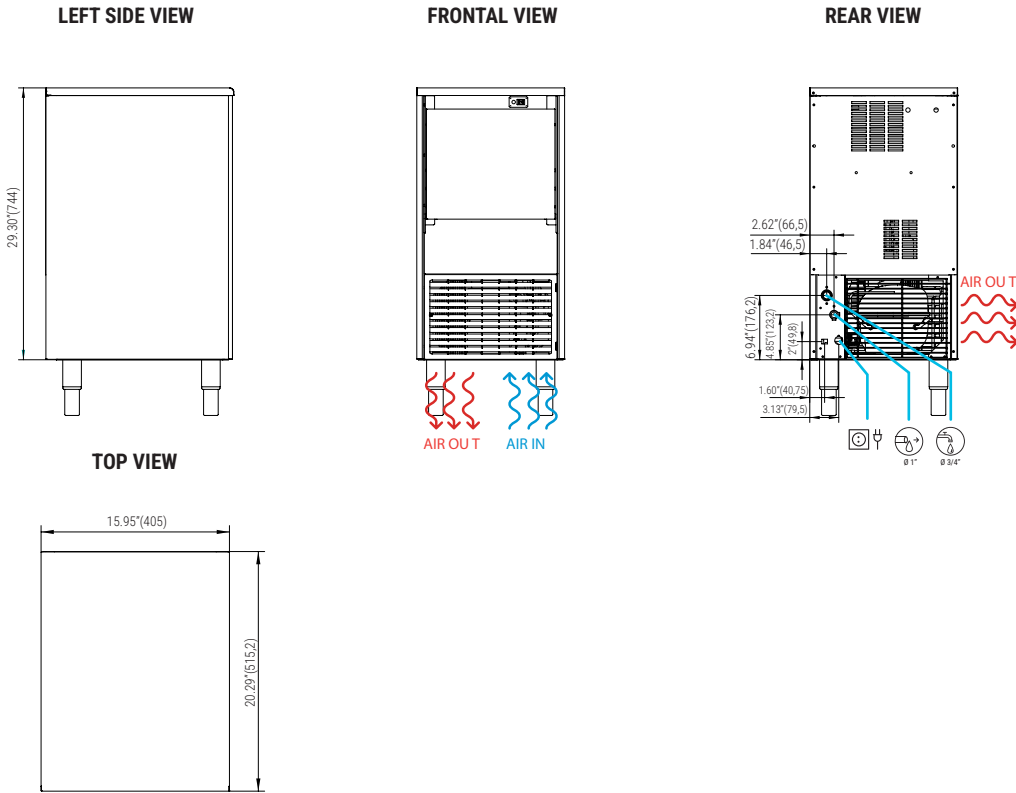
PARTICLE FILTER #7499

C4 WATER SOFTENER #30353

SCALE KLEEN #33492

TECHNICAL SCHEME

DELTA NG 80



* All dimensions in inches (and mm)

OPERATING CONDITIONS

PRODUCTION (LBS) 60Hz

±10% V

41°F/109°F

41°F/95°F

14.5 psi (1 bar) / 87 psi (6 bar)

18 Ice cubes/cycle

R290

		DELTA NG 80 AIR COOLED					DELTA NG 80 WATER COOLED				
		50° 10°	60° 15°	70° 21°	86° 30°	50° 10°	60° 15°	70° 21°	86° 30°		
50° 10°	77	75	73	71	-	-	-	-			
68° 21°	77	73	71	66	-	-	-	-			
90° 32°	68	66	64	60	-	-	-	-			
109° 43°	53	48	42	40	-	-	-	-			

V	Hz	ph
115	60	1N

MODELS	ASHRAE CONDITIONS (BTU/h) (W)	(W) 109°F	(AWG/mm ²) (n.)	FUSE	100lbs 90°F / 70°F (Kwh/100 lbs)	gal 100lbs (l/h)	HEAT REJECTED (BTU/h) (W)	(lbs)	(lbs)
DELTA NG 80 A	3,449 1011	251	16/1.5	3	10	9.9	39.7 4.8	1,992 584	84 101
DELTA NG 80 W	-	-	-	-	-	-	-	-	-



ITV Ice Makers, Inc.
9550 Satellite Blvd, Suite 100
Orlando, FL 32837
Phone: 1 407 826 1860 | Fax: 1 407 826 1861
Toll Free: 1 888 488 1423
sales@itvice.com | www.itvice.com

SERVICE
service@itvice.com
Skype: service@itvice.com
PHONE: +1 888 488 1423
FROM 8AM TO 5PM EST

WARRANTY:
ICE MAKERS - 3 YEARS PARTS AND LABOR
EVAPORATOR - 5 YEARS PARTS AND LABOR
COMPRESSOR - 5 YEARS PARTS

