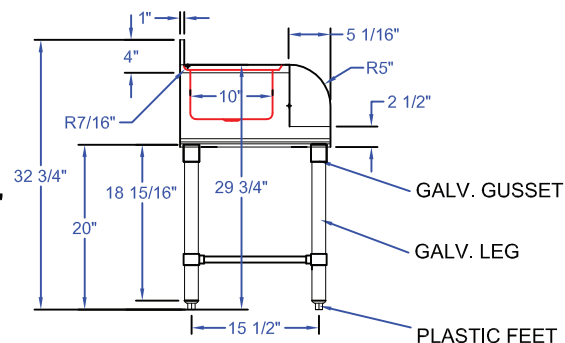




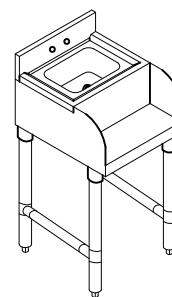
FRONT ELEVATION



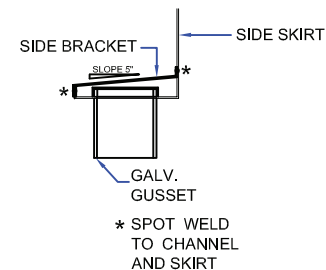
SIDE VIEW



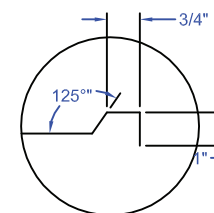
PLAN VIEW



ISOMETRIC



DETAIL "A"



DETAIL "B"

- 18 GA. STAINLESS STEEL CONSTRUCTION
- GALV. GUSSET AND GALV. LEG AND PLATIC FEET
- INCLUDES: BKDR-2 (BASKET DRAIN)

MATERIALS	
DECK:	18GA SS
BASE:	GALV.

DRAWN FOR :	MAT. TOP :18 GA. STAINLESS BASE :	DATE	REVISIONS	 
REF. NO :	REQ'D/ITEM :			
ITEM NAME : Blender Station	DATE :			
PROD . NO. : BKUBS-1410BS-18	BY :			
SCALE: 1/2" =1'-0"	CHECKED BY :			